


Telehealth Visit Picture User Guide

Please follow the steps outlined below

- 1) Check your email for a link from Elite Cardiovascular Group or click this link here - <https://doxy.me/elitecardio>
- 2) Enter your name in the welcome window

Welcome!


Please check in below to let Dr. Nalluri know you are here



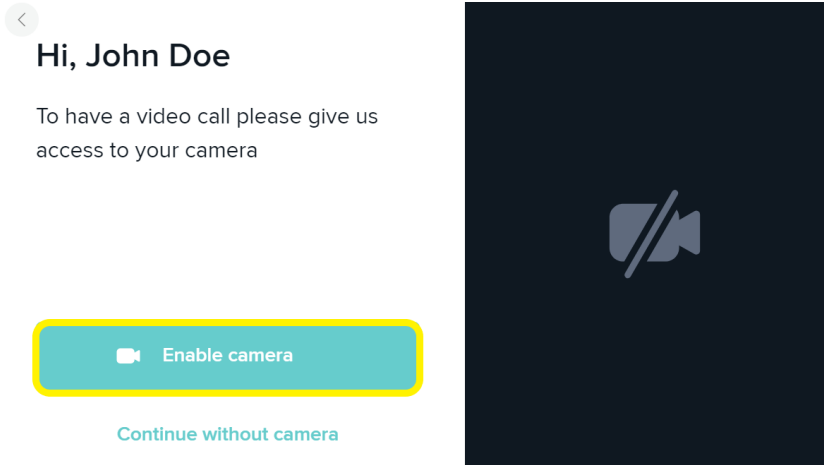
- 3) Click on "**Check In**"

Welcome!

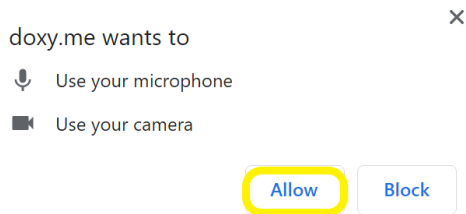
Please check in below to let Dr. Nalluri know you are here



- 4) Select “**Enable Camera**” or “**Continue without camera**”



- 5) Click “**Allow**” in the small window that opens



- 6) You’re all set! Your Telehealth Visit will begin once the physician joins the call.

For any further assistance, please contact our office (972)-572-1600 or email customer support at support@doxy.me